



Socket Shoulder Screw

RANGE LIST

Technical Information



Conditions of Sale

Amend 1 - 1 January 1997

1. Introduction

These Conditions shall apply to all sales of goods by the Company to exclusion of all other terms, conditions and warranties. The Company shall not be bound by any representation, guarantee or warranty made by its employees, agents or representatives. These Conditions shall not be varied save by written agreement between the Company and the Buyer.

2. These Conditions or any agreed change to these Conditions shall in all respects operate in conformity with English and European Laws.

3. The Company shall not be liable for any inability to comply with its obligations under an order due to any cause whatsoever beyond its reasonable control, including (but not limited hereto) war, riot strike or lock-out, act of God, storm, fire, earthquake, explosion, flood, confiscation, action of any government or government agency, or shortage of goods and time for delivery shall be extended by a period corresponding to the period to such inability provided always that either the Company or the Buyer may give notice in writing to the other cancelling deliveries which should have been made during a period of force majeure in the event of such period extending beyond 84 consecutive days.

4. Price

The prices shown in the Price Lists are the manufacturer's quoted prices at the date of printing and in the event of any changes in the same prior to the date upon which the goods are dispatched by the Company, the Company may increase the price accordingly and will invoice the Buyer at the amended price; all prices are ex-works. Prices in the list are for the sole use of distributors. Care has been taken in compiling this price list, responsibility cannot be accepted for errors or omissions.

5. Delivery

(a) Dates given by the Company for delivery are estimated only but will be maintained as closely as possible, the Company will not be responsible for any losses caused to the Buyer by late delivery.

(b) Each delivery of goods in accordance with an order shall be deemed to constitute a separate contract to which these items and conditions shall, so far as it is possible, apply and failure to make any delivery shall not terminate the order as to future deliveries.

6. Risk & Title

Acceptance of any orders for goods shall comprise an agreement to sell the goods and not a sale of them and no title to the goods shall pass to the intended Buyer by reason of delivery and acceptance of the same. The Company shall remain the owner of the goods until all sums owed by the intended Buyer to the Company or any company in the Company's Group and any and all claims by the Company or any company in the Company's Group against the intended Buyer arising from the Company's or any company in the Company's Group business relationship including all sums owed as a result of contract entered into at a future date or simultaneously have been paid in full. Until such time the intended Buyer shall be the bailee of the goods for the Company and shall store them on his premises separately from his own goods and those of any other person and in a manner which renders them immediately identifiable as the goods of the Company. The Company may for the purpose of removing its goods enter upon any premises where they are stored or where they are reasonably believed to be stored and may repossess the same. All risk in the goods passes on delivery of the goods.

The Buyer shall insure all the goods on the Buyer's premises or under its control with a reputable insurance company in respect of all risks as a prudent owner would insure goods on a full indemnity basis against any and all losses or damage.

7. Carriage

No claim for damage to or loss of the goods or part thereof in transit will be considered by the Company unless the Buyer:

(a) despatches separate written notice to the carrier concerned, if any, and to the Company of the damage or shortage within seven days of delivery of the goods or, in the event of loss of the goods, within seven days of the notified date of despatch.

(b) submits a detailed claim in writing to the Company within five days of the date of the notice given under (a) above, and

(c) endorsed, where applicable, on the carrier's receipt that the goods had been accepted without examination.

8. Payment

Payment shall be made within 30 days of the end of the month in which delivery is made and if payment is overdue the Company reserves the right to charge

interest on the price at the rate of 2% per month from the date by which payment should have been made until day of payment provided always that the payment of such interest shall be in addition to all other rights of the Company. All reasonable costs incurred in recovery of overdue debts will be charged in addition to all other rights of the Company.

9. Without prejudice to their rights to damages the Company may terminate the contract by notice in writing if the Buyer fails to take any delivery of goods when due or makes default in any payment when due.

10. If the Buyer shall commit any act of bankruptcy or being a Limited Company if any resolution of petition to wind up such company's business shall be passed or presented or a receiver be appointed of its undertaking, property or assets or any part thereof or if the Buyer, whether an individual of company, shall have any execution or distress levied upon any of his or its goods or property all unpaid invoices of the Company shall come immediately due and payable the Company shall have the right to determine any contract then subsisting without prejudice to any claim or right the Company might otherwise make or exercise.

11. Warranties and Exclusions

The Company does not warrant, guarantee or hold that the goods are of merchantable quality or fit for any purpose, whether such purpose is known to the Company or not and in the event of the Buyer receiving defective goods it must forthwith notify the Company of the same and if requested return the goods to the Company for transmission to the manufacturer. The Company must use its best endeavours to obtain the benefits of any guarantee given by the manufacturer and its liability to the Buyer shall be limited to any sum received by it thereunder in no event shall the Company be liable for consequential loss, if any, suffered by the Buyer.

12. Hydrogen embrittlement occurs in heat treated products which are chemically cleaned and/or electrolytically plated. Hydrogen molecules permeate the steel and disjoin the grain structure and this could result in a failure in the product. Subsequent heating is no guarantee that the risk of Hydrogen embrittlement has been removed therefore fasteners plated by any sources other than Brighton Best are not guaranteed and not subject to return, also fasteners modified by any source other than Brighton-Best are not guaranteed and not subject to return. Fasteners are not accepted for return without our permission.

13. Shortages

If the Customer notifies the Company in writing within 10 days of delivery of goods of any shortages, that exceed 5% of the Shipment Quantity, and the Company is satisfied that such shortages occurred before delivery then the Company will either make good the shortage at its own cost within such time as may be reasonable for the Company having regard to its commitments or, at the option of the Company, reduce the purchase price by the price of the goods not delivered. In no other circumstances shall the Company be liable for any shortages nor shall the Customer be entitled to any other relief in respect of shortages.

14. Manufactured Special Parts

If the Company undertakes to have goods manufactured to the Buyer's patent or specification no responsibility will be accepted in respect of any infringement of patent rights, trade marks or registered designs. The Buyer will indemnify the Company against any claim whatsoever for damages, costs or any other losses in respect of any proceedings or otherwise resulting from the Company's compliance with the Buyer's instructions express or implied. Cancellation or modification of any order for special goods cannot be accepted once manufacture has commenced. The Company may advise and supply 10% more or less than the exact quantity ordered and any such excess or shortage will be charged for or deducted pro-rata.

15. General

The prices specified in this Price List are exclusive of Value Added Tax and the Buyer shall pay to the Company a sum equal to such tax in addition to and at the same time as the prices so specified.

16. Any notice sent by post in accordance with these Conditions shall be deemed to have been delivered or served 48 hours after the same shall have been posted in a properly addressed pre-paid envelope and proof of posting shall be sufficient proof of service.

17. The Company will amend quantities to fall within the nearest "Box" quantity.

18. These Conditions do not constitute any partnership or agency between the Company and the Buyer.

19. If any part of any provision of these Conditions shall to any extent be invalid or unenforceable the remainder of such provision and all other provisions hereof shall be unaffected thereby and enforceable to the fullest extent permitted by law.



Index

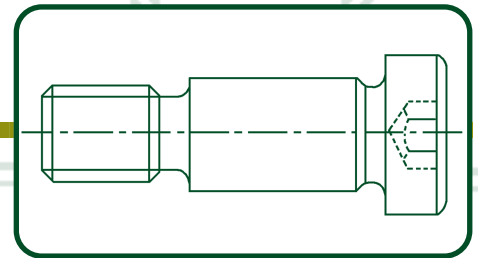
	Page
Metric <i>f9</i> Shoulder Screws 6mm x (M5) to 12mm x (M10) 16mm x (M12) to 24mm x (M20)	 4 5
Metric <i>h8</i> Shoulder Screws	6
Metric <i>Stainless Steel</i> Shoulder Screws	6
Metric Shoulder Screws Dimensions & Technical Information	7
Inch Shoulder Screws 1/4" x (No 10 UNC) to 1/2" x (3/8" UNC) 5/8" x (No 1/2 UNC) to 1 1/4" x (7/8" UNC)	 8 9
Inch <i>Stainless Steel</i> Shoulder Screws	10
Inch Shoulder Screws Dimensions & Technical Information	11
Full Product Range Back Cover	12



Metric

Socket Head Shoulder Screw
 BS 4168 (see head detail) Grade 12.9
 ISO 7379 6g fit
 ASME/ANSI B18.3.3. M 38-43 HRC

f9



DIAMETER	LENGTH	BOX	WEIGHT	CODE
6mm M5	6	25	0.58	537070
	8		0.59	537072
	10	50	0.60	537074
	12		0.64	537076
	15	25	0.71	537077
	16	50	0.72	537078
	20		0.80	537080
	25		1.00	537082
	30		1.18	537084
	35	25	1.24	537086
	40	50	1.26	537088
	45	25	1.46	537090
	50		1.48	537092
	55		1.50	537094
	60		1.55	537095
	65		1.60	537096
	70		2.00	537097
	75		2.05	537098
80		2.10	537099	
90		2.20	537100	
100		2.50	537102	

Shoulder tolerance in microns -10, -40

DIAMETER	LENGTH	BOX	WEIGHT	CODE
10mm M8	10	25	2.00	537140
	12		2.20	537142
	15		2.25	537145
	16	50	2.52	537146
	20		2.60	537148
	25		3.08	537150
	30		3.36	537152
	35	25	3.80	537154
	40	50	3.84	537156
	45	25	4.30	537158
	50	50	4.46	537160
	55	25	5.00	537162
	60	50	5.12	537164
	65	25	5.70	537166
	70	50	5.80	537168
	75	25	6.20	537170
	80	50	6.31	537172
	90	25	6.50	537174
	100		6.70	537176
	110		6.75	537177
	120		7.00	537178

Shoulder tolerance in microns -13, -49

DIAMETER	LENGTH	BOX	WEIGHT	CODE
8mm M6	6	25	1.00	537103
	8		1.08	537104
	10		1.10	537106
	12	50	1.16	537108
	15	25	1.31	537109
	16	50	1.33	537110
	20		1.56	537112
	25		1.72	537114
	30		2.00	537116
	35	25	2.27	537118
	40	50	2.36	537120
	45	25	2.60	537122
	50	50	2.66	537124
	55	25	2.80	537126
	60	50	2.81	537128
	65	25	2.82	537130
	70	50	2.84	537132
	75	25	2.85	537133
	80		3.00	537135
	90		3.05	537137
100		3.10	537139	

Shoulder tolerance in microns -13, -49

DIAMETER	LENGTH	BOX	WEIGHT	CODE
12mm M10	12	25	3.65	537184
	15		3.70	537189
	16	50	3.76	537190
	20		4.16	537192
	25		4.53	537194
	30		5.08	537196
	35	25	5.41	537198
	40	50	5.86	537200
	45	25	6.75	537202
	50	50	6.80	537204
	55	25	7.64	537206
	60	50	7.64	537208
	65	25	8.53	537210
	70	50	8.52	537212
	75	25	9.41	537214
	80	50	9.44	537216
	90	25	10.30	537218
	100		11.19	537220
	110		11.60	537222
	120		12.00	537224
	140		13.00	537230

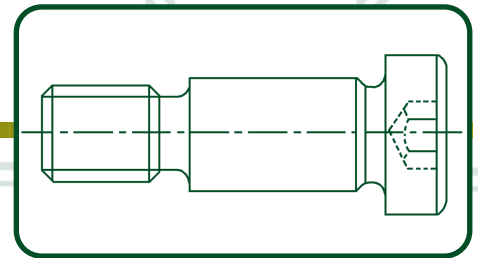
9mm Head Height
Shoulder tolerance in microns -16, -59



Metric

Socket Head Shoulder Screw
 BS 4168 (see head detail) Grade 12.9
 ISO 7379 6g fit
 ASME/ANSI B18.3.3. M 38-43 HRC

f9



DIAMETER	LENGTH	BOX	WEIGHT	CODE
16mm M12	20	25	9.54	537242
	25		9.60	537244
	30	50	9.70	537246
	35	25	10.60	537248
	40	50	11.11	537250
	45	25	12.70	537252
	50		12.69	537254
	55		14.28	537256
	60		14.35	537258
	65		15.80	537260
	70		15.90	537262
	75		18.00	537264
	80		17.43	537266
	90		19.01	537270
	100		20.58	537272
	110		24.00	537273
120		23.00	537274	
140		24.40	537276	

11mm Head Height

Shoulder tolerance in microns -16, -59

DIAMETER	LENGTH	BOX	WEIGHT	CODE
24mm M20	40	10	34.00	537316
	45		34.90	537318
	50		35.10	537320
	55		38.40	537325
	60		38.50	537330
	65		42.00	537335
	70		42.00	537340
	75		46.00	537345
	80		46.50	537350
	90		49.10	537360
	100		54.60	537370
	110		59.00	537375
120		59.70	537380	

Shoulder tolerance in microns -20, -72

DIAMETER	LENGTH	BOX	WEIGHT	CODE
20mm M16	20	25	17.90	537279
	25		18.40	537280
	30		18.90	537282
	35		19.10	537284
	40	10	19.63	537286
	45		22.00	537288
	50		22.50	537290
	55		24.00	537292
	60		24.57	537294
	65		27.00	537296
	70		27.10	537298
	75		29.50	537300
	80		30.40	537302
	90		32.70	537306
100		34.50	537308	
120		39.90	537312	

Shoulder tolerance in microns -20, -72

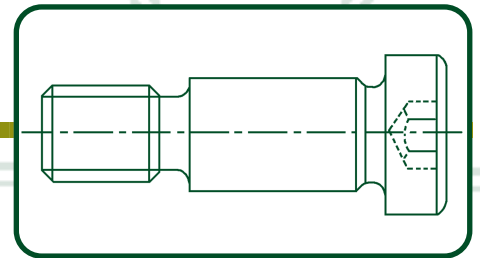
see next page for h8 product



Metric

Socket Head Shoulder Screw
 BS 4168 Grade 12.9
 ISO 7379 6g fit
 ASME/ANSI B18.3.3. M 38-43 HRC

h8



DIAMETER	LENGTH	BOX	WEIGHT	CODE
6mm M5 Shoulder tolerance in microns +0, -18	10	25	0.60	537574
	12		0.64	537579
	16		0.72	537584
	20		0.80	537589
	25		1.00	537594
	30		1.18	537599
	40		1.28	537604
50	1.38	537609		

8mm M6 Shoulder tolerance in microns +0, -22	12	25	1.28	537614
	16		1.46	537619
	20		1.54	537624
	25		1.54	537629
	30		2.00	537634
	40		2.36	537639
	50		3.26	537644
	60		3.76	537649
70	4.16	537654		

10mm M8 Shoulder tolerance in microns +0, -22	16	25	2.54	537659
	20		2.72	537664
	25		3.08	537669
	30		3.36	537674
	40		4.00	537679
	50		4.62	537684
	60		5.18	537689
	70		5.80	537694
80	6.36	537699		

12mm M10 Shoulder tolerance in microns +0, -27	16	25	3.76	537704
	20		4.16	537709
	25		4.53	537714
	30		5.08	537719
	40		5.86	537724
	50		6.80	537729
	60		7.64	537734
	70		8.52	537739
	80		9.44	537744
	90		10.36	537749
	100		11.24	537754

16mm M12 Shoulder tolerance in microns +0, -27	30	25	9.44	537759
	40		11.08	537764
	50		12.52	537769
	60		14.16	537774
	70		15.80	537779
	80		17.40	537784
	90		18.52	537789
	100		20.12	537794
120	23.40	537799		

DIAMETER	LENGTH	BOX	WEIGHT	CODE
20mm M16 Shoulder tolerance in microns +0, -33	40	10	20.40	537804
	50		22.70	537809
	60		25.40	537814
	70		27.70	537819
	80		34.50	537824
	90		32.70	537829
	100		32.70	537834
	120		39.90	537839

24mm M20 Shoulder tolerance in microns +0, -33	50	5	35.00	537844
	60		38.60	537849
	70		42.60	537854
	80		46.60	537859
	90		50.60	537864
	100		54.60	537869
	120		62.40	537874

Metric

STAINLESS STEEL

f9

Socket Head Shoulder Screw
 ISO 7379 18/8 (A2)

DIAMETER	LENGTH	BOX	WEIGHT	CODE
6mm M5	10	25	0.60	710600
	12		0.64	710610
	16		0.72	710620
	20		0.80	710630
	25		1.00	710640
	30		1.02	710650

8mm M6	12	25	1.16	710670
	16		1.33	710675
	20		1.56	710680
	25		1.72	710685
	30		2.00	710690
	40		2.36	710695
	50		2.66	710700

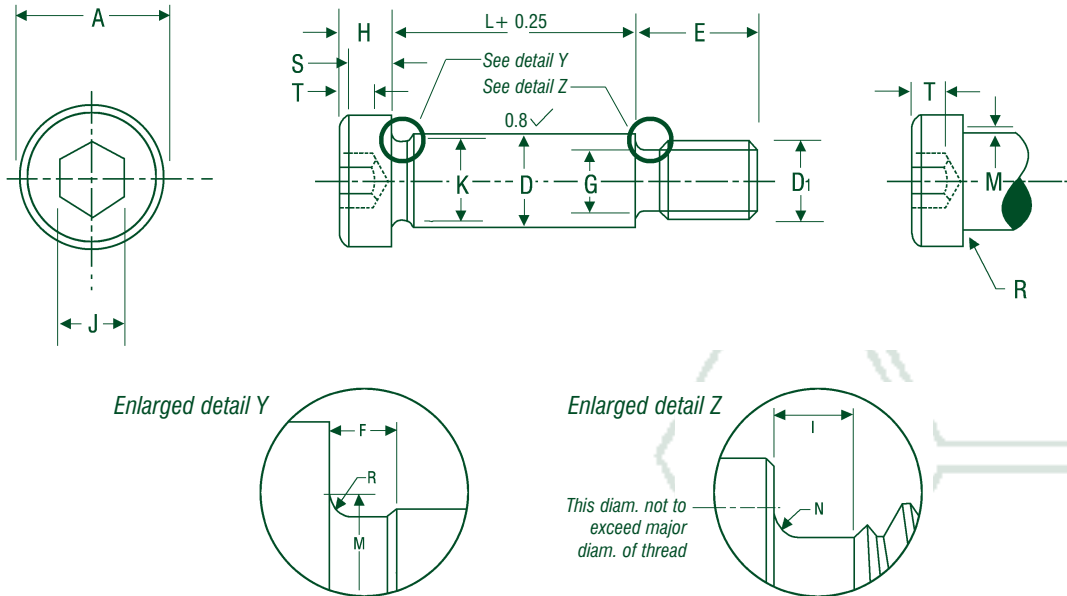
10mm M8	16	25	2.52	710730
	20		2.60	710735
	25		3.08	710740
	30		3.36	710745
	40		3.84	710750
	50		4.46	710755
	60		5.12	710760

12mm M10	20	10	4.16	710780
	25		4.53	710785
	30		5.08	710790
	40		5.86	710800
	50		6.80	710805
	60		7.64	710810



Dimensions of Metric Hexagon

Socket Head Shoulder Screws



Basic Shoulder Diameter	Thread Size	D		D		A		H		S	J	T
		Shoulder Diameter <i>f9</i>		Shoulder Diameter <i>h8</i>		Head Diameter		Head Height		Chamfer or Radius	Hexagon Socket Size	Key Engagement
		max.	min.	max.	min.	max.	min.	max.	min.	max.	nom.	min.
6	M5	5.999	5.960	6.000	5.982	10.00	9.78	4.50	4.32	0.6	3	2.4
8	M6	7.987	7.951	8.000	7.978	13.00	12.73	5.50	5.32	0.8	4	3.3
10	M8	9.987	9.951	10.000	9.978	16.00	15.73	7.00	6.78	1.0	5	4.2
12	M10	11.984	11.941	12.000	11.973	18.00	17.73	9.00*	8.78	1.2	6	4.9
16	M12	15.984	15.941	16.000	15.973	24.00	23.67	11.00*	10.73	1.6	8	6.6
20	M16	19.980	19.928	20.000	19.828	30.00	29.67	14.00	13.73	2.0	10	8.8
24	M20	23.980	23.928	24.000	23.928	36.00	35.61	16.00	15.73	2.4	12	10.0

Basic Shoulder Diameter	Thread Size	Thread Pitch	D ₁	K	F	G	I	N	E	M	R	
			Thread Dia.	Shoulder Neck Dia.	Shoulder Neck Width	Diameter	Thread Neck Width	Thread Neck Fillet Radius	Thread Length	Head Fillet Extension Diameter	Shoulder Neck Fillet Radius	
			min.	min.	max.	max.	min.	max.	max.	min.	max.	min.
6	M5	0.80	5.42	2.5	3.86	3.68	2.4	0.66	0.50	9.75	7.5	0.2
8	M6	1.00	7.42	2.5	4.58	4.40	2.6	0.69	0.53	11.25	9.2	0.4
10	M8	1.25	9.42	2.5	6.25	6.03	2.8	0.80	0.64	13.25	11.2	0.4
12	M10	1.50	11.42	2.5	7.91	7.69	3.0	0.93	0.77	16.40	15.2	0.6
16	M12	1.75	15.42	2.5	9.57	9.35	4.0	1.03	0.87	18.40	18.2	0.6
20	M16	2.00	19.42	2.5	13.23	12.96	4.8	1.30	1.14	22.40	22.4	0.8
24	M20	2.50	24.42	3.0	16.57	16.30	5.6	1.46	1.30	27.40	27.4	0.8

ISO 7379-1983 BS4168-1982

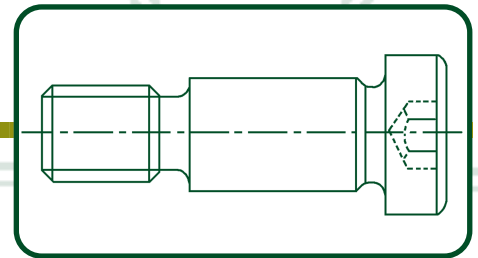
*Note ISO and BS have different head heights 'H'. Diameter (12mm x M10) BS4168 Height is **8mm** and Diameter (16mm x M12) BS4168 Height is **10mm**. We stock ISO 7379 with head/height of **9mm** and **11mm** this is also in line with ANSI B18.3.3M



Inch

Socket Head Shoulder Screw
 ANSI B18.3. 1986
 Hardness Rockwell 36/43
 Class Fit 3A

ALLOY



DIAMETER	LENGTH	BOX	WEIGHT	CODE
1/4" No 10 UNC 24 tpi	1/4	25	0.32	711002
	5/16		0.50	711006
	3/8		0.54	221001
	7/16		0.52	711008
	1/2		0.61	221004
	5/8		0.69	221007
	3/4		0.77	221010
	7/8		0.68	711010
	1		0.92	221013
	1 1/4		1.08	221016
	1 1/2		1.23	221019
	1 3/4		1.28	711014
	2		1.44	711018
	2 1/4		1.54	711022
	2 1/2		1.60	711026
	2 3/4		2.00	711030
	3		2.17	711034
	3 1/4		2.32	711035
3 1/2		2.48	711036	
4		2.78	711037	

DIAMETER	LENGTH	BOX	WEIGHT	CODE
1/4" No 10 UNF 32 tpi	1/4	25	0.32	711303
	5/16		0.50	711304
	3/8		0.54	711307
	1/2		0.61	711310
	5/8		0.69	711313
	3/4		0.77	711316
	1		0.92	711319
1 1/4		1.08	711322	

DIAMETER	LENGTH	BOX	WEIGHT	CODE
5/16" 1/4" UNC 20 tpi	1/4	25	0.77	711038
	5/16		0.83	711042
	3/8		0.89	221022
	1/2		1.01	221025
	5/8		1.13	221028
	3/4		1.25	221031
	7/8		1.20	711046
	1		1.49	221034
	1 1/4		1.74	221037
	1 1/2		1.98	221040
	1 3/4		2.22	221043
	2		2.46	221046
	2 1/4		2.72	711050
	2 1/2		2.95	711054
	2 3/4		3.19	711058
	3		3.48	711062
	3 1/4	10	3.67	711063
	3 1/2		3.92	711064
	3 3/4		4.16	711065
	4		4.40	711067

DIAMETER	LENGTH	BOX	WEIGHT	CODE
3/8" 5/16" UNC 18 tpi	1/4	25	1.36	711066
	5/16		1.44	711070
	3/8		1.53	221049
	1/2		1.71	221052
	5/8		1.88	221055
	3/4		2.06	221058
	7/8		2.23	711074
	1		2.49	221061
	1 1/4		2.76	221064
	1 1/2		3.11	221067
	1 3/4		3.46	221070
	2		3.81	221073
	2 1/4		4.16	221076
	2 1/2		4.50	221079
	2 3/4		4.86	221082
	3		5.20	221085
	3 1/4		5.55	221088
	3 1/2		5.90	221091
	3 3/4		6.25	221095
	4		6.60	221097
	4 1/2		7.30	711080
5		8.00	711082	
5 1/2	10	8.70	711086	
6		9.40	711090	

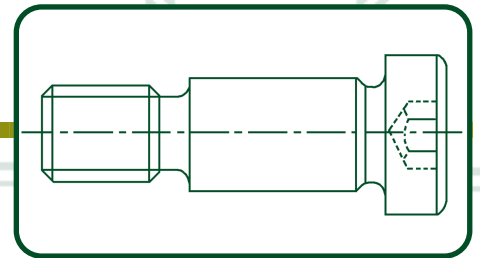
DIAMETER	LENGTH	BOX	WEIGHT	CODE
3/8" 3/8" UNC 16 tpi	3/8	10	3.08	711094
	1/2	25	3.39	221100
	5/8		3.70	221103
	3/4		4.01	221106
	7/8	10	4.32	711098
	1	25	4.64	221109
	1 1/4		5.26	221112
	1 1/2		5.88	221115
	1 3/4		6.51	221118
	2		7.13	221121
	2 1/4		7.76	221124
	2 1/2		8.32	221127
	2 3/4		9.01	221130
	3		9.63	221133
	3 1/4		10.25	221136
	3 1/2		10.88	221139
	3 3/4		11.50	221141
	4		12.13	221145
	4 1/4		12.76	221147
	4 1/2		13.38	221151
	4 3/4		14.00	221153
	5		14.63	221157
	5 1/2	10	14.88	711110
	6		16.08	711114
	6 1/2		19.15	711281
	7		20.48	711283
	8		22.36	711285



Inch

Socket Head Shoulder Screw
 ANSI B18.3. 1986
 Hardness Rockwell 36/43
 Class Fit 3A

ALLOY



DIAMETER	LENGTH	BOX	WEIGHT	CODE
5/8" 1/2" UNC 13 tpi	1/2	10	5.70	711115
	5/8		6.74	711116
	3/4		6.20	711118
	7/8		7.30	711120
	1		7.72	711122
	1 1/4	25	8.70	221160
	1 1/2		9.67	221163
	1 3/4		10.65	221166
	2		11.63	221169
	2 1/4		12.61	221172
	2 1/2		13.58	221175
	2 3/4		14.56	221178
	3	10	15.54	221181
	3 1/4		16.52	221184
	3 1/2		17.50	221187
	3 3/4		18.50	221190
	4		19.48	221193
	4 1/4		20.46	221196
	4 1/2		21.44	221199

DIAMETER	LENGTH	BOX	WEIGHT	CODE
1" 3/4" UNC 10 tpi	1	5	23.52	711301
	1 1/4		26.03	711155
	1 1/2		28.55	711156
	1 3/4		31.06	711157
	2		33.57	711158
	2 1/4		36.08	711162
	2 1/2		38.61	711166
	2 3/4		41.11	711170
	3		43.62	711174
	3 1/4	1	46.13	711178
	3 1/2		48.64	711182
	3 3/4		51.15	711184
	4		53.67	711186
	4 1/2		58.72	711190
	5		63.77	711194
	6		73.88	711202
	6 1/2		78.93	711321
7		83.98	711325	

DIAMETER	LENGTH	BOX	WEIGHT	CODE
3/4" 5/8" UNC 11 tpi	1/2	10	8.20	711271
	5/8		8.40	711131
	3/4		11.03	711132
	7/8		11.70	711133
	1		12.44	711134
	1 1/4		14.00	711138
	1 1/2		15.26	221214
	1 3/4		16.67	221217
	2		18.08	221220
	2 1/4		19.49	221223
	2 1/2		20.90	221226
	2 3/4		22.31	221229
	3		23.72	221232
	3 1/4		25.13	221235
	3 1/2		26.54	221238
	3 3/4		27.95	221240
	4		29.36	221244
	4 1/4		30.77	221246
	4 1/2		32.18	221250
	4 3/4		33.59	221252
5		35.00	221256	
5 1/2		37.82	221259	
6		40.64	221262	
6 1/2	5	43.00	711150	
7		46.00	711154	
7 1/2		49.00	711214	

DIAMETER	LENGTH	BOX	WEIGHT	CODE
1 1/4" 7/8" UNC 9 tpi	2 1/4	1	63.50	711205
	2 1/2		67.46	711206
	2 3/4		71.40	711207
	3		73.55	711208
	3 1/4		79.29	711209
	3 1/2		83.24	711210
	3 3/4		87.18	711276
	4		91.13	711211
	4 1/2		99.02	711212
	5		108.66	711213
6		117.94	711215	

only sold
 through
 you our
 distributor



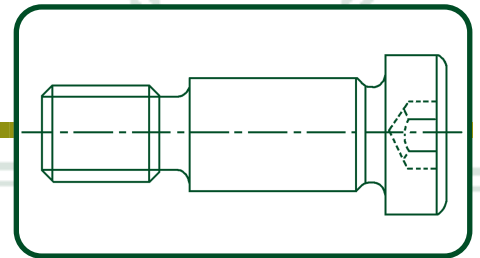
FOUNDED 1925®

Inch

Socket Head Shoulder Screw

Class Fit 3A
ASME/ANSI B18.3.1986

STAINLESS STEEL



DIAMETER	LENGTH	BOX	WEIGHT	CODE
1/8" No 4 UNC 40 tpi	1/8	25	0.06	710341
	3/16		0.08	710344
	1/4		0.09	710347
	5/16		0.14	710350
	3/8		0.17	710353
	1/2		0.18	710356
	5/8		0.19	710359
	3/4		0.22	710360
	1		0.24	710363
	1 1/4		0.26	710366
1 1/2		0.28	710369	

DIAMETER	LENGTH	BOX	WEIGHT	CODE
3/16" No 8 UNC 32 tpi	1/8	25	0.10	710441
	3/16		0.14	710444
	1/4		0.16	710447
	5/16		0.23	710450
	3/8		0.31	710453
	1/2		0.34	710456
	5/8		0.36	710459
	3/4		0.39	710460
	7/8		0.41	710461
	1		0.45	710463
1 1/4		0.48	710466	
1 1/2		0.51	710469	

DIAMETER	LENGTH	BOX	WEIGHT	CODE
1/4" No 10 UNC 24 tpi	3/8	25	0.54	710002
	1/2		0.61	710004
	5/8		0.69	710001
	3/4		0.77	710008
	1		0.92	710010
	1 1/4		1.08	710012
	1 1/2		1.23	710014

DIAMETER	LENGTH	BOX	WEIGHT	CODE
1/4" No 10 UNF 32 tpi	1/4	25	0.32	710301
	5/16		0.50	710304
	3/8		0.54	710307
	1/2		0.61	710310
	5/8		0.69	710313
	3/4		0.77	710316
	1		0.92	710319
	1 1/4		1.08	710322

DIAMETER	LENGTH	BOX	WEIGHT	CODE
5/16" 1/4" UNC 20 tpi	3/8	25	0.89	710022
	1/2		1.01	710024
	5/8		1.13	710026
	3/4		1.25	710028
	7/8		1.20	710029
	1		1.49	710030
	1 1/4		1.74	710032
	1 1/2		1.98	710034
	1 3/4		2.32	710036
	2		2.46	710038

DIAMETER	LENGTH	BOX	WEIGHT	CODE
3/8" 5/16" UNC 18 tpi	3/8	25	1.53	710042
	1/2		1.71	710044
	5/8		1.88	710046
	3/4		2.06	710048
	1		2.49	710050
	1 1/4		2.76	710052
	1 1/2		3.11	710054
	1 3/4		3.46	710056
2		3.81	710058	

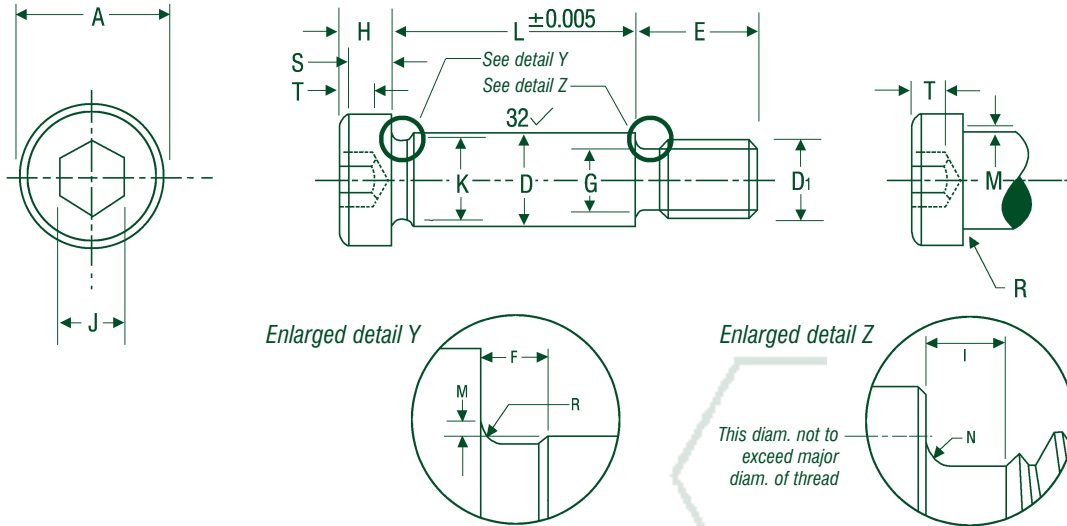
DIAMETER	LENGTH	BOX	WEIGHT	CODE
1/2" 3/8" UNC 16 tpi	1/2	25	3.39	710062
	5/8		3.70	710066
	3/4		4.01	710068
	1		4.64	710070
	1 1/4		5.26	710072
	1 1/2		5.88	710074
	1 3/4		6.51	710076
2		7.13	710078	

STAINLESS STEEL



Dimensions of Inch Hexagon

Socket Head Shoulder Screws - ANSI B18.3 1986



Nominal Shoulder Diameter	D		A		H		S	H		T	M	R	
	Shoulder Diameter		Head Diameter		Head Height		Head Slide Height	Hexagon Socket Size		Key Engagement	Head Fillet Extension Diameter	Shoulder Neck Fillet Radius	
	max.	min.	max.	min.	max.	min.	min.	nom.	min.	max.	min.		
1/8	0.125	0.1244	0.1236	0.250	-	0.125	-	-	5/64	0.078	0.067	-	-
3/16	0.188	0.1868	0.1858	0.311	-	0.157	-	-	3/32	0.094	0.079	-	-
1/4	0.250	0.2480	0.2460	0.375	0.357	0.188	0.177	0.157	1/8	0.125	0.094	0.014	0.009
5/16	0.312	0.3105	0.3085	0.438	0.419	0.219	0.209	0.183	5/32	0.156	0.117	0.017	0.012
3/8	0.375	0.3730	0.3710	0.562	0.543	0.250	0.240	0.209	3/16	0.188	0.141	0.020	0.015
1/2	0.500	0.4980	0.4960	0.750	0.729	0.312	0.302	0.262	1/4	0.250	0.188	0.026	0.020
5/8	0.625	0.6230	0.6210	0.875	0.853	0.375	0.365	0.315	5/16	0.312	0.234	0.032	0.024
3/4	0.750	0.7480	0.7460	1.000	0.977	0.500	0.490	0.421	3/8	0.375	0.281	0.039	0.030
1	1.000	0.9980	0.9960	1.312	1.287	0.625	0.610	0.527	1/2	0.500	0.375	0.050	0.040
1 1/4	1.250	1.2480	1.2460	1.750	1.723	0.750	0.735	0.633	5/8	0.625	0.469	0.060	0.050
1 1/2	1.500	1.4980	1.4960	2.125	2.095	1.000	0.980	0.842	7/8	0.875	0.656	0.070	0.060
1 3/4	1.750	1.7480	1.7460	2.375	2.345	1.125	1.105	0.948	1	1.000	0.750	0.080	0.070
2	2.000	1.9980	1.9980	2.750	2.720	1.250	1.230	1.054	1 1/4	1.250	0.937	0.090	0.080

Nominal Shoulder Diameter	D ₁				K	F	G		I	N		E	
	Thread Size	Thread Pitch	Thread Size	Thread Pitch	Shoulder Neck Dia.	Shoulder Neck Width	Diameter		Thread Neck Width	Thread Neck Fillet Radius		Thread Length	
		unc		whit	min.	max.	max.	min.	max.	max.	min.	max.	
1/8	0.125	No 4	40	-	-	-	-	-	-	-	-	-	
3/16	0.188	No 8	32	-	-	-	-	-	-	-	-	-	
1/4	0.250	No 10	24	3/16	24	0.227	0.093	0.142	0.133	0.083	0.023	0.017	0.375
5/16	0.312	1/4	20	1/4	20	0.289	0.093	0.193	0.182	0.100	0.028	0.022	0.438
3/8	0.375	5/16	18	5/16	18	0.352	0.093	0.249	0.237	0.111	0.031	0.025	0.500
1/2	0.500	3/8	16	3/8	16	0.477	0.093	0.304	0.291	0.125	0.035	0.029	0.625
5/8	0.625	1/2	13	1/2	12	0.602	0.093	0.414	0.397	0.154	0.042	0.036	0.750
3/4	0.750	5/8	11	5/8	11	0.727	0.093	0.521	0.502	0.182	0.051	0.045	0.875
1	1.000	3/4	10	3/4	10	0.977	0.125	0.638	0.616	0.200	0.055	0.049	1.000
1 1/4	1.250	7/8	9			1.227	0.125	0.750	0.726	0.222	0.062	0.056	1.125
1 1/2	1.500	1 1/8	7			1.478	0.125	0.964	0.934	0.286	0.072	0.066	1.500
1 3/4	1.750	1 1/4	7			1.728	0.125	1.089	1.059	0.286	0.072	0.066	1.750
2	2.000	1 1/2	6			1.978	0.125	1.307	1.277	0.333	0.102	0.096	2.000