



FOUNDED 1925®



Brighton Best Socket Screw

**SQUARE
HEAD
SCREWS**

RANGE LIST
Technical Information



SQUARE HEAD SET SCREWS

VIS DE PRESSION TETE CARREE PUNTA CUVETE
OPRESOR SET CABEZA CUADRADA PUNTA COPA

SQUARE HEAD SET SCREWS CUP POINT CASE HARDENED
UNC 1/4" TO 1" DIAMETER **409**

SQUARE HEAD SET SCREWS CUP POINT CASE HARDENED
UNC LONG LENGTHS & UP TO 1 1/2" DIAMETER **411**

SQUARE HEAD SET SCREWS CUP POINT CASE HARDENED
UNF 1/4" TO 1" DIAMETER **412**

SQUARE HEAD SET SCREWS CUP POINT **ALLOY STEEL**
UNC 1/4" TO 3/4" DIAMETER **805**

SQUARE HEAD SET SCREWS CUP POINT **STAINLESS STEEL**
UNC 1/4" TO 5/8" DIAMETER **408**

SQUARE HEAD SET SCREWS 1/2 DOG POINT CASE HARDENED
UNC 1/4" TO 1" DIAMETER **410**

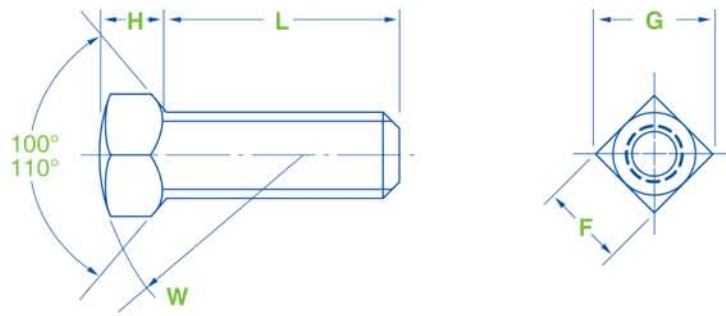
SQUARE HEAD SET SCREWS FLAT POINT CASE HARDENED
UNC 1/4" TO 3/4" DIAMETER **413**

SQUARE HEAD SET SCREWS CONE POINT CASE HARDENED
UNC 1/4" TO 3/4" DIAMETER **414**

SQUARE HEAD SET SCREWS OVAL POINT CASE HARDENED
UNC 1/4" TO 3/4" DIAMETER **415**

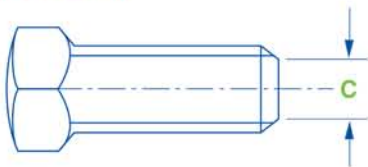


DIMENSIONS *Square Head Set Screws*

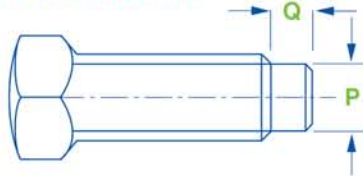


Nominal Size or Basic Screw Diameter	D	F		G		H		K		S	U	W
		Width Across Flats		Width Across Corners		Head Height		Neck Relief Diameter		Neck Relief Fillet Rad.	Neck Relief Width	Head Radius
		Max.	Min.	Max.	Min.	Max.	Min.	Max.	Min.	Max.	Min.	Min.
No. 10	0.1900	0.188	0.180	0.265	0.247	0.148	0.134	0.145	0.140	0.027	0.083	0.48
1/4	0.2500	0.250	0.241	0.354	0.331	0.196	0.178	0.185	0.170	0.032	0.100	0.62
5/16	0.3125	0.312	0.302	0.442	0.415	0.245	0.224	0.240	0.225	0.036	0.111	0.78
3/8	0.3750	0.375	0.362	0.530	0.497	0.293	0.270	0.294	0.279	0.041	0.125	0.94
7/16	0.4375	0.438	0.423	0.619	0.581	0.341	0.315	0.345	0.330	0.046	0.143	1.09
1/2	0.5000	0.500	0.484	0.707	0.665	0.389	0.361	0.400	0.385	0.050	0.154	1.25
9/16	0.5625	0.562	0.545	0.795	0.748	0.437	0.407	0.454	0.439	0.054	0.167	1.41
5/8	0.6250	0.625	0.606	0.884	0.833	0.485	0.452	0.507	0.492	0.059	0.182	1.56
3/4	0.7500	0.750	0.729	1.060	1.001	0.582	0.544	0.620	0.605	0.065	0.200	1.88
7/8	0.8750	0.875	0.852	1.237	1.170	0.678	0.635	0.731	0.716	0.072	0.222	2.19
1	1.0000	1.000	0.974	1.414	1.337	0.774	0.726	0.838	0.823	0.081	0.250	2.50
1-1/8	1.1250	1.125	1.096	1.591	1.505	0.870	0.817	0.939	0.914	0.092	0.283	2.81
1-1/4	1.2500	1.250	1.219	1.768	1.674	0.966	0.908	1.064	1.039	0.092	0.283	3.12
1-3/8	1.3750	1.375	1.342	1.945	1.843	1.063	1.000	1.159	1.134	0.109	0.333	3.44
1-1/2	1.5000	1.500	1.464	2.121	2.010	1.159	1.091	1.284	1.259	0.109	0.333	3.75

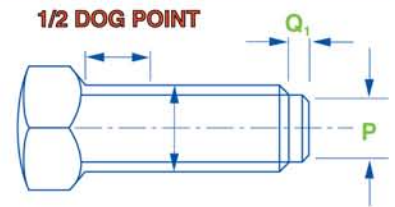
FLAT POINT



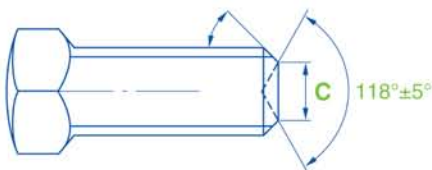
FULL DOG POINT



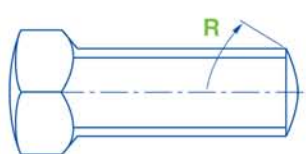
1/2 DOG POINT



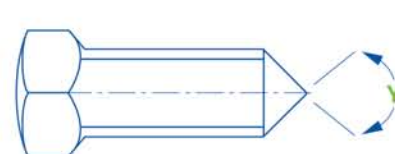
CUP POINT



OVAL POINT



CONE POINT



Nominal Size or Basic Screw Diameter	D	C		P		Point Length				R	Y
		Cup and Flat Point Diameters		Dog and 1/2 Dog Point Diameters		Dog				Oval Point Radius + 0.031 - 0.000	Cone Point Angle 90° ± 2° For these Nominal Lengths or Longer; 118° ± 2° For Shorter Screws
		Max.	Min.	Max.	Min.	Max.	Min.	Max.	Min.		
No. 10	0.1900	0.102	0.088	0.127	0.120	0.095	0.085	0.050	0.040	0.142	1/4
1/4	0.2500	0.132	0.118	0.156	0.149	0.130	0.120	0.068	0.058	0.188	5/16
5/16	0.3125	0.172	0.156	0.203	0.195	0.161	0.151	0.083	0.073	0.234	3/8
3/8	0.3750	0.212	0.194	0.250	0.241	0.193	0.183	0.099	0.089	0.281	7/16
7/16	0.4375	0.252	0.232	0.297	0.287	0.224	0.214	0.114	0.104	0.328	1/2
1/2	0.5000	0.291	0.270	0.344	0.334	0.255	0.245	0.130	0.120	0.375	9/16
9/16	0.5625	0.332	0.309	0.391	0.379	0.287	0.275	0.146	0.134	0.422	5/8
5/8	0.6250	0.371	0.347	0.469	0.456	0.321	0.305	0.164	0.148	0.469	3/4
3/4	0.7500	0.450	0.425	0.562	0.549	0.383	0.367	0.196	0.180	0.562	7/8
7/8	0.8750	0.530	0.502	0.656	0.642	0.446	0.430	0.227	0.211	0.656	1
1	1.0000	0.609	0.579	0.750	0.734	0.510	0.490	0.260	0.240	0.750	1-1/8
1-1/8	1.1250	0.689	0.655	0.844	0.826	0.572	0.552	0.291	0.271	0.844	1-1/4
1-1/4	1.2500	0.767	0.733	0.938	0.920	0.635	0.615	0.323	0.303	0.938	1-1/2
1-3/8	1.3750	0.848	0.808	1.031	1.011	0.698	0.678	0.354	0.334	1.031	1-5/8
1-1/2	1.5000	0.926	0.886	1.125	1.105	0.760	0.740	0.385	0.365	1.125	1-3/4





FOUNDED 1925®

BrightonBest
Socket Screw

94 KELVIN WAY TRADING ESTATE
WEST BROMWICH
WEST MIDLANDS
B70 7TW
UNITED KINGDOM

PHONE:
+44 (0) 121 553 4674

FAX:
+44 (0) 121 553 5024

WEB:
www.brightonbest.co.uk

EMAIL:
sales@brightonbest.org



SOCKET PRESSURE PIPE PLUGS

8BPT	STEEL	822
NPT 3/4	STEEL DRI SEAL	231
NPT 7/8	STEEL FLUSH SEAL	233
NPT 3/4	ST STEEL	232
NPT 3/4	BRASS	230
METRIC	STEEL	230

NUTS

METRIC	FULL NUTS GRADE 10	315
UNC UNF	5/8 5 NUTS	848
UNC UNF	5/8 8 NUTS	306
UNC UNF	5/8 8 NUTS LARGE	308
UNC UNF	1 9 FILE NUT	444
UNC UNF	1 9 LOCKING NUT	446
UNC UNF	JAM NUTS	816
METRIC	NYLON INSERT DIN982/985	812
UNC UNF	NYLON INSERT -NE & NM	305
UNC UNF	NYLON INSERT A2 NE & NM	310
UNC UNF	NYLON INSERT NTRM NUTU	305
UNC UNF	NYLON INSERT 8 PHOS	828
UNC UNF	NYLON INSERT 8 Z & Y	845
UNC UNF	ALL METAL LOCKING NUT	825

TAMPER RESISTANT

UNC UNF	SOCKET CAP	810
UNC UNF	SOCKET CJK	808
UNC UNF	SOCKET BUTTON	806
UNC UNF	A2 SOCKET CAP	811
UNC UNF	A2 SOCKET CJK	809
UNC UNF	A2 SOCKET BUTTON	807
UNC UNF	HEXAGON KEY	510

WASHERS

INCH	US 8 FLAT	351
INCH	5/8E FLAT	381
INCH	GRADE 8 SPRING	341
INCH	1 9 SPECIAL	448
INCH	HIGH COLLAR SPRING	013
METRIC	US FLAT	371
METRIC	SPRING	361

SPRING TENSION PINS

METRIC	STEEL	802
METRIC	STAINLESS STEEL	801
INCH	STEEL	801
INCH	STAINLESS STEEL	803

CONE POINT

METRIC	STEEL 14.9	831
UNC UNF	ALLOY STEEL	121
UNC UNF	STEEL NON STD	604
UNC UNF	STEEL NYLON PATCH	125
UNC UNF	STEEL NYLON PATCH	704
UNC UNF	A2 ST STEEL	704

DOG POINT

METRIC	STEEL 14.9	833
UNC UNF	STEEL	141
UNC UNF	STEEL NON STD	606
UNC UNF	STEEL NYLON PATCH	145
UNC UNF	A2 ST STEEL	706

FULL DOG

UNC UNF	STEEL HULL DOG	607
UNC UNF	A2 ST STEEL FULL DOG	707

DOWEL PINS

METRIC	H68 STEEL	536
METRIC	EXTRACTABLE	548
METRIC	STAINLESS STEEL	549
INCH	H68 STEEL	241
INCH	STAINLESS STEEL	242
INCH	OVER SIZE	251
INCH	PILE OUT	261

HEX BOLTS AND HEX SET SCREWS

METRIC	8.8 DIN 931 933	815
METRIC	10.9 DIN 931 933	440
UNC UNF	US GRADE 5.5 8.8	847
UNC UNF	US GRADE 5 5 MON	846
UNC UNF	5/8E GRADE 8 10.9	450
UNC UNF	5/8E GRADE 8 NON	451
UNC UNF	1 9	440

TEE BOLTS

WHITWORTH	STEEL 12.9	946
METRIC	STEEL 12.9	948

SQUARE HEAD SCREWS

UNC	STEEL CUP PT	409
UNC	STEEL CUP PT GIANT	411
UNC	STEEL CUP PT	412
UNC	ALLOY CUP PT	805
UNC	STEEL DOG PT	410
UNC	BRASS CUP PT	407
UNC	STAINLESS CUP PT	408
UNC	STEEL FLAT PT	413
UNC	STEEL CONE PT	414
UNC	STEEL OVAL PT	415

SOCKET SHOULDER SCREWS

METRIC	STEEL 12.9	537
METRIC	A2 ST STEEL	538
UNC UNF	STEEL 12.9	221
UNC UNF	NON STANDARD	711
UNC UNF	A2 ST STEEL	710
UNC UNF	STEEL NYLON PATCH	225
UNC UNF	STEEL NYLON PELLET	295

HEXAGON KEYS

METRIC	SHORT ARM 8650	530
METRIC	SHORT ARM 6150	513
METRIC	LONG ARM 8650	528
INCH	SHORT ARM 8650	509
INCH	LONG ARM 8650	519
METRIC	POUGH & T KITS	529
INCH	POUGH & T KITS	529

SOCKET COUNTERSINK SCREWS

METRIC	STEEL 10.9	534
METRIC	STEEL 10.9 ZINC PLATED	913
METRIC	A2 ST STEEL	823
UNC UNF	ALLOY STEEL	211
UNC UNF	ALLOY STEEL NON STD	721
UNC UNF	STEEL MECH ZINC	840
UNC UNF	STEEL NYLON PATCH	215
UNC UNF	STEEL NYLON PELLET	293
UNC UNF	A2 ST STEEL	212
UNC UNF	A2 ST STEEL NON STD	712

SOCKET SET SCREWS

CUP POINT

METRIC	STEEL 14.9	533
METRIC	STEEL 14.9 ZINC PLATED	912
METRIC	FINE PITCH	533
METRIC	A2 ST STEEL	539
METRIC FINE	STEEL	533
UNC UNF	ALLOY STEEL	101
UNC UNF	STEEL NYLON PATCH	105
UNC UNF	STEEL NYLON PELLET	281
UNC UNF	STEEL MECH ZINC	838
UNC UNF	STEEL NON STD	601
UNC UNF	A2 ST STEEL	102
UNC UNF	A2 ST STEEL NON STD	602
UNC UNF	A2 ST STEEL NYLON PATCH	106
UNC UNF	A4 ST STEEL	104
UNC UNF	MONEL	108
UNC UNF	BRASS	107

SOCKET SET SCREWS

FLAT POINT

METRIC	STEEL 14.9	821
UNC UNF	STEEL	111
UNC UNF	STEEL NON STD	603
UNC UNF	STEEL NYLON PATCH	155
UNC UNF	A2 ST STEEL	703

SOCKET SET SCREWS

SOCKET SET SCREWS TIPPED

UNC UNF	STEEL	131
UNC UNF	STEEL NON STD	605
UNC UNF	STEEL NYLON PATCH	135
UNC UNF	A2 ST STEEL	705
UNC UNF	STEEL NYLON TIP	475
UNC UNF	STEEL BRASS TIP	476
UNC UNF	A2 NYLON TIP	477

SOCKET CAP SCREWS

METRIC	STEEL 12.9	532
METRIC	STEEL NON STANDARD	594
METRIC	STEEL 12.9 ZINC PLATE	911
METRIC	A2 ST STEEL	538
METRIC	FINE PITCH STEEL 12.9	532
METRIC	LOW HEAD	531
UNC UNF	1960 ALLOY STEEL	011
UNC UNF	STEEL NON STANDARD	581
UNC UNF	1936 ALLOY STEEL	307
UNC UNF	ALLOY STEEL MECH ZINC	837
UNC UNF	STEEL NYLON PATCH	015
UNC UNF	STEEL NYLON PELLET	271
UNC UNF	A2 ST STEEL	012
UNC UNF	A2 ST STEEL NON STD	592
UNC UNF	A2 ST STEEL NYLON PATCH	016
UNC UNF	A4 ST STEEL	014
UNC UNF	MONEL	018
UNC UNF	LOW HEAD	019

SOCKET SET SCREWS

WHITWORTH

B8F	STEEL 12.9	813
B8F	STEEL 12.9	813
B8	STEEL 12.9	820

SOCKET SET SCREWS

WHITWORTH

B8F	STEEL 12.9	817
B8F	STEEL 12.9	817
B8	STEEL 12.9	819

SOCKET BUTTON HEAD SCREWS

METRIC	STEEL 10.9	535
METRIC	STEEL 10.9 ZINC PLATED	914
METRIC	A2 ST STEEL	824
METRIC	FLANGE BUTTONS	965
METRIC	FLANGE BUTTONS ZINC	921
METRIC	FLANGE BUTTONS A2	921
UNC UNF	ALLOY STEEL	201
UNC UNF	ALLOY STEEL NON STD	701
UNC UNF	STEEL NYLON PATCH	225
UNC UNF	STEEL NYLON PELLET	295
UNC UNF	A2 ST STEEL	202
UNC UNF	A2 ST STEEL NON STD	702